

APPENDIX

RECORDS SECTION
COUNTY ASSEMBLY OF BUNGOMA

21 JAN 2025

WOMEN EMPOWERMENT FUND

RECEIVED

P.O. BOX 1866 50200, BUNGOMA

REPAYMENT STATUS AS AT JUNE 2023

WARD	GROUP NAME	LOAN AWARDED	AMOUNT REPAYED	LOAN BALANCE
TOWNSHIP	SINOKO UMOJA	50,000	59,880	(9,880)
	SOKOMOKO SELF HELP GROUP	50,000	53,000	(3,000)
	GEM WOMEN GROUP	50,000	52,000	(2,000)
	AMANI 'B' WOMEN GROUP	50,000	50,800	(800)
	SALVATION ARMY MUFUTU WOMEN GROUP	50,000	50,000	-
	ANGLO CHURCH OF KENYA	50,000	50,000	-
	LOVE OF CHRIST WOMEN GROUP	50,000	49,400	600
	MPELI A WOMEN GROUP	50,000	48,800	1,200
	ROYAL SWEETY WOMEN	50,000	32,150	17,850
	PRIME WOMEN GROUP	50,000	31,400	18,600
	PROMISE WOMEN GROUP	50,000	28,800	21,200
	TOTAL	550,000	506,230	43,770
KHALABA	JABWAKO FAITH WOMEN GROUP	50,000	50,000	-
	NEEMA UPENDO SELF HELP GROUP	50,000	46,500	3,500
	WAVUMILIVU WAJANE WOMEN GROUP	50,000	41,600	8,400
	KHAFWELI WOMEN GROUP	50,000	36,650	13,350
	CELEBRANT WOMEN GROUP	50,000	27,500	22,500
	NENO WOMEN GROUP	50,000	16,350	33,650
	BAKHUKHU WOMEN GROUP	50,000	15,000	35,000
	SIFA WOMEN GROUP	50,000	13,700	36,300
	RAPHA WOMEN GROUP	50,000	10,000	40,000
	JABEZ SELF HELP GROUP	50,000	3,000	47,000
	WALIOPENDWA WOMEN GROUP	50,000	-	50,000
	TOTAL	550,000	260,300	289,700
BUKEMBE WEST	HURUMA WOMEN GROUP	50,000	51,620	(1,620)
	SOOLE SELF HELP GROUP	50,000	50,000	-
	KHAINGA WOMEN GROUP	50,000	43,600	6,400
	JUBILEE WOMEN GROUP	50,000	41,990	8,010
	NASALALA WOMEN GROUP	50,000	39,600	10,400
	NAMIREMBE TUSAIDIANE	50,000	36,250	13,750
	VICTORY WOMEN GROUP	50,000	35,300	14,700
	KHAOYA DAIRY WOMEN GROUP	50,000	32,000	18,000
	BITHI WOMEN GROUP	50,000	29,000	21,000
	KULABUSIA F.F. SCHOOL	50,000	29,000	21,000
	PENIEL WOMEN GRP	50,000	20,935	29,065
	TOTAL	550,000	409,295	140,705

BUKEMBE EAST	HUTUTU SELF HELP GRROUP	50,000	52,400	(2,400)
	ST.ELIZABETH WOMEN GROUP	50,000	46,200	3,800
	KIJEFA WOMEN GROUP	50,000	42,000	8,000
	TEMBELELA BALEKWA WIDOWS	50,000	32,100	17,900
	SITAWA WOMEN GROUP	50,000	30,200	19,800
	TULIA WOMEN GROUP	50,000	30,000	20,000
	NAMBILO WOMEN GROUP	50,000	19,200	30,800
	SINANI SELF HELP GROUP	50,000	14,400	35,600
	WEYOLOLA WOMEN GROUP	50,000	13,700	36,300
	PRECIOUS SHINNER WOMEN GROUP	50,000	8,400	41,600
	NANDOLILA WESAKULILA SELF HELP GROUP	50,000	7,300	42,700
TOTAL		550,000	295,900	254,100
EAST SANG'ALO	WAMUA SELF HELP GROUP	50,000	50,000	-
	NANJOWE WOMEN GROUP	50,000	50,000	-
	KHAWELI CHANGAMUKA WOMEN GROUP	50,000	50,000	-
	LIA SITITI WOMEN GROUP	50,000	50,000	-
	KHAMA WOMEN GROUP	50,000	35,900	14,100
	KENTELESIA WOMEN GROUP	50,000	32,120	17,880
	NAWALU FARMERS	50,000	32,000	18,000
	MAISHA BORA SELF HELP GROUP	50,000	27,000	23,000
	NGAZI JUA KALI	50,000	17,000	33,000
	GOLDEN AFRICA SELF HELP GROUP	50,000	15,500	34,500
	WEMANYA WOMEN GROUP	50,000	5,300	44,700
TOTAL		550,000	364,820	185,180
WEST SANG'ALO	NAKHOLO BROTHERS AND SISTERS	50,000	50,000	-
	RANJE UMOJA SELF HELP GROUP	50,000	50,000	-
	RIZIKI WOMEN GROUP	50,000	50,000	-
	KASANA NASYANDA	50,000	47,000	3,000
	MULIKA DIGITAL WOMEN GROUP	50,000	45,100	4,900
	OBANJU SELF HELP GROUP	50,000	43,750	6,250
	SIKA RANJE WOMEN GROUP	50,000	42,467	7,533
	KAMBURU WOMEN GROUP	50,000	33,600	16,400
	SANG'ALO MANYUMBA KUMI SELF HELP GROUP	50,000	33,600	16,400
	SANG'ALO BUSINESS COMMUNITY SELF HELP GROUP	50,000	32,900	17,100
	NABUSIMA WOMEN GROUP	50,000	31,700	18,300
TOTAL		550,000	460,117	89,883
MUSIKOMA	MUSAFU MUBI WOMEN GROUP	50,000	50,000	-
	IKHILAS TAWASUL WOMEN GROUP	50,000	50,000	-

	MIMAMI SELF HELP GROUP	50,000	10,000	40,000
	EBENEZER SELF HELP GROUP	50,000	5,250	44,750
	GREEN WOMEN GROUP	50,000	-	50,000
TOTAL		550,000	224,550	325,450
NDALU/TABANI	TALANTA WOMEN GROUP	50,000	50,027	(27)
	KIMININI USHINDI WOMEN GROUP	50,000	50,000	-
	KHABULUVE SELF HELP GROUP	50,000	49,900	100
	TUMAINI WG	50,000	45,500	4,500
	TABANI HEALTH COMMUNITY UNIT	50,000	41,000	9,000
	NANDAA WOMEN GROUP	50,000	32,900	17,100
	YIIMA WOMEN GROUP	50,000	29,000	21,000
	BY FAITH NDALU WG	50,000	26,700	23,300
	HURUMA ABUNAMBO WOMEN GROUP	50,000	25,200	24,800
	AMUKA DISSABLED AND WIDOWS	50,000	25,000	25,000
	BARAKA WOMEN GROUP	50,000	18,200	31,800
TOTAL		550,000	393,427	156,573
TONGAREN/KIMILILI	UPENDO MAKHONGE SELF HELP GROUP	50,000	50,650	(650)
	NASIBI SELF HELP GROUP	50,000	50,000	-
	TOMU TREE NURSERIES SELF HELP GROUP	50,000	50,000	-
	MARRAM FAITH WOMEN GROUP	50,000	49,800	200
	RAMBURA SELF HELP GROUP	50,000	39,970	10,030
	JACARANDA WOMEN GROUP	50,000	38,200	11,800
	WANAMKWANO SELF HELP GROUP	50,000	37,200	12,800
	ZALENDO WOMEN GROUP	50,000	19,100	30,900
	WESA KULILA 'A' WOMEN GROUP	50,000	19,000	31,000
	JERUSALEM WOMEN GROUP	50,000	12,600	37,400
	KUKU SELF HELP GROUP	50,000	6,600	43,400
TOTAL		550,000	373,120	176,880
MILIMA	WASIMA SELF HELP GROUP	50,000	50,400	(400)
	NENO MOJA WOMEN GROUP	50,000	50,100	(100)
	HEKIMA	50,000	45,800	4,200
	WEYANGALA SELF HELP GROUP	50,000	44,000	6,000
	MWANGAZA ALPHA WOMEN GROUP	50,000	36,800	13,200
	UTULIVU	50,000	34,400	15,600
	BONA WOMEN GROUP	50,000	27,150	22,850
	IMANI PEOPLE WITH DISSABILITY	50,000	16,900	33,100
	NAITIRI GENERAL	50,000	8,500	41,500
	NABING'ENG'E WOMEN GROUP	50,000	6,200	43,800

	WEYETA MALIKI WOMEN GROUP	50,000	5,000	45,000
TOTAL		550,000	325,250	224,750
MTAKALO	MIDDLE RIVER NZOIA WATER ASSOCIATION	50,000	50,000	-
	AMUKA ONE ACRE FUND SELF HELP GROUP	50,000	50,000	-
	LUMIKELE WOMEN GROUP	50,000	50,000	-
	MBEWA WOMEN GROUP	50,000	50,000	-
	MAISHA BORA WOMEN GROUP	50,000	45,750	4,250
	VICTORY WOMEN GROUP	50,000	41,930	8,070
	CHANGAMKA SELF HELP GROUP	50,000	40,500	9,500
	NISSI WOMEN GROUP	50,000	38,400	11,600
	MTAKALO JUA KALI A	50,000	37,150	12,850
	MAONO WOMEN GROUP	50,000	35,600	14,400
	KIMUMWA WOMEN GROUP	50,000	33,940	16,060
TOTAL		550,000	473,270	76,730
NAMWELA	YETANA WOMEN GROUP	50,000	54,500	(4,500)
	JITEGEMEE DISSABLED WOMEN GROUP	50,000	51,000	(1,000)
	WENDO SELF HELP GROUP	50,000	50,100	(100)
	TOBOSO	50,000	50,010	(10)
	JIPENDE WOMEN GROUP	50,000	50,000	-
	CHWELE COMMUNITY WOMEN GROUP	50,000	50,000	-
	NAMWECHER COMPLEX WOMEN GROUP	50,000	49,930	70
	NABUMUKOYA PEACE MERCY WOMEN GROUP	50,000	45,300	4,700
	JITEGEMEE SHG	50,000	21,800	28,200
	BINYENYA SELF HELP GROUP	50,000	21,200	28,800
	SENGETETI FOCAL AREA WOMEN GROUP	50,000	11,600	38,400
TOTAL		550,000	455,440	94,560
LWANDANYI	ABEINGO WOMEN GROUP	50,000	53,150	(3,150)
	KAPSITET WOMEN GROUP	50,000	49,600	400
	SIMANA KHUYETANE SELF HELP GROUP	50,000	33,000	17,000
	MUSEMWA CHEBUKUNGI WOMEN GROUP	50,000	30,660	19,340
	SIMANA KHUYETANE SELF HELP GROUP	50,000	33,000	17,000
	RISE AND SHINE SELF HELP GROUP	50,000	17,000	33,000
	ABEKA WOMEN GROUP	50,000	16,000	34,000
	SITABICHA MAENDELEO WOMEN GROUP	50,000	15,500	34,500
	KIBINDOI EDUCATION SCHEME FUND SELF HELP GROUP	50,000	8,000	42,000
	CHEBUKUYI DISSABLED SELF HELP GROUP	50,000	-	50,000

	TASTAI WOMEN GROUP	50,000	-	50,000
TOTAL		550,000	255,910	294,090
MALAKISI/TH KULISIRU				
	MBEKHO WOMEN GROUP	50,000	56,900	(6,900)
	MUKHEKHE 'B' WOMEN GROUP	50,000	50,000	-
	USHIRIKA MWANGAZA SELF HELP GROUP	50,000	50,000	-
	PILGRIM WOMEN GROUP	50,000	50,000	-
	WESAKULILA JUAALI WOMEN GROUP	50,000	50,000	-
	MUKHEKHE 'C' WOMEN GROUP	50,000	50,000	-
	BUTONGE KILIMO SAFI WOMEN GROUP	50,000	50,000	-
	CHEBUKUTUMI HURUMA GROUP	50,000	45,950	4,050
	LURARE AFYA WOMEN GROUP	50,000	41,100	8,900
	NAKHAYO SELF HELP GROUP	50,000	39,400	10,600
	MUTAMBO WOMEN GROUP	50,000	36,150	13,850
TOTAL		550,000	519,500	30,500
ELGON				
	TEDAA WOMEN GROUP	50,000	52,900	(2,900)
	CHEMSES WOMEN GROUP	50,000	50,000	-
	SUBIRA WOMEN GROUP	50,000	50,000	-
	SOLAR INTERGRATED WOMEN GROUP	50,000	50,000	-
	SOUGEI WOMEN GROUP	50,000	50,000	-
	JAMII BORA SELF HELP GROUP	50,000	50,000	-
	PAMBAZUKO TOMATO WOMEN GROUP	50,000	47,150	2,850
	LEELMO WOMEN GROUP	50,000	42,500	7,500
	INYUKHASI WOMEN GROUP	50,000	34,670	15,330
	CHEMOREMWO WOMEN GROUP	50,000	30,000	20,000
	KAMTIONG WOMEN GROUP	50,000	29,000	21,000
TOTAL		550,000	486,220	63,780
CHEPYUK				
	MUUNGANO WOMEN GROUP	50,000	19,600	30,400
	TOROOIYIYIN WOMEN GROUP	50,000	16,600	33,400
	EMIT WOMEN GROUP	50,000	14,000	36,000
	LEEIMO WOMEN GROUP	50,000	11,250	38,750
	CHEMARICHKUY WOMEN GROUP	50,000	8,400	41,600
	SOYSAYET COMMUNITY HEALTH EVANGELISM	50,000	7,000	43,000
	CHEPYUK S.D.A WOMEN GROUP	50,000	6,650	43,350
	TOLOOSHEET DISABLED SHG	50,000	4,500	45,500
	KAIMUGOL WIDOWS WOMEN GROUP	50,000	4,200	45,800
	KAPKISEY WOMEN GROUP	50,000	4,200	45,800
	KAPYOMAT WOMEN GROUP	50,000	-	50,000
TOTAL		550,000	96,400	453,600
CHESIKAKI				
	KAZI KAZI WOMEN GROUP	50,000	45,090	4,910

	CHESOOK WOMEN GROUP	50,000	32,500	17,500
	CHEMONDI ADULT EDUCATION WOMEN GROUP	50,000	31,700	18,300
		50,000	25,800	24,200
	EMBAKASI WOMEN GROUP	50,000	21,100	28,900
	NGATIPKONG BANANA WOMEN GROUP	50,000	20,400	29,600
	MARIGO WOMEN GROUP	50,000	12,600	37,400
	CHESIKAKI CLEAN AND SAFE WATER SELF HELP GROUP	50,000	11,420	38,580
	SOBEET TATA CHEPTAIS DISTRICT WOMEN GROUP	50,000	-	50,000
TOTAL		450,000	200,610	249,390
KAPTAMA	KAPTIGANDET WOMEN GROUP	50,000	52,550	(2,550)
	MWANGAZA WOMEN GROUP	50,000	45,000	5,000
	SIRGOI WOMEN GROUP	50,000	37,400	12,600
	KETITIR WOMEN GROUP	50,000	24,000	26,000
	NEW MUUNGANO INTERGRATED WOMEN GROUP	50,000	23,240	26,760
	TUYOBEI WOMEN GROUP	50,000	22,700	27,300
	CHEMOGE STAR WOMEN GROUP	50,000	18,240	31,760
	WASNGWENY POULTRY SELF HELP GROUP	50,000	15,400	34,600
	PIRTKEEY WOMEN GROUP	50,000	9,200	40,800
	TOR-ASIS WOMEN GROUP	50,000	7,200	42,800
	MELKEY WOMEN GROUP	50,000	4,200	45,800
TOTAL		550,000	259,130	290,870
CHEPTAIS	CHESURUP SHAMBA WOMEN GROUP	50,000	57,200	(7,200)
	KIMASWA WOMEN GROUP	50,000	45,000	5,000
	JESHI LA WOKOVU CHEBWEK BANDA PTAY WOMEN GROUP	50,000	43,700	6,300
	CHEPTAIS CEREALS AND BANKING	50,000	40,000	10,000
	CHERENDIO MILK WOMEN GROUP	50,000	36,550	13,450
	MWENDA POLE WOMEN GROUP	50,000	35,700	14,300
	KAMO WOMEN GROUP	50,000	27,500	22,500
	TUMAINI WOMEN GROUP	50,000	25,900	24,100
	MUKENDA WOMEN GROUP	50,000	23,500	26,500
	HIGH UNITY WOMEN GROUP	50,000	18,000	32,000
TOTAL		500,000	353,050	146,950
KAPKATENY	NINUE WOMEN GROUP	50,000	55,200	(5,200)
	CALVARY WOMEN GROUP	50,000	47,580	2,420
	KAMACHE WIDOWS	50,000	40,000	10,000
	CHOKOMA WOMEN GROUP	50,000	33,500	16,500
	SUKURA KISOMO	50,000	30,000	20,000
	KONYITET WIDOWS	50,000	23,100	26,900
	LABATEET WOMEN GROUP	50,000	10,000	40,000

	RUROOT MOO WG	50,000	5,000	45,000
	UPENDO	50,000	5,000	45,000
	LABATEET LEIYE	50,000	-	50,000
	KAPKATENY MKOKOTENI	50,000	-	50,000
TOTAL		550,000	249,380	300,620
WEST NALONDO	WEUMBA WOMEN GROUP	50,000	51,050	(1,050)
	NABULALA SELF HELP GROUP	50,000	50,000	-
	AIC NALONDO WOMEN GROUP	50,000	50,000	-
	PONGOLA B SELF HELP GROUP	50,000	50,000	-
	NAMULANDA WOMEN GROUP	50,000	50,000	-
	NALUKOSI WOMEN GROUP	50,000	50,000	-
	KAIKAI	50,000	50,000	-
	NJEAMBEKHO WOMEN GROUP	50,000	50,000	-
	VISION ACHIEVERS	50,000	46,000	4,000
	AMANI WOMEN GROUP	50,000	43,900	6,100
	UPPER HILL SIKATA WOMEN GROUP	50,000	39,800	10,200
TOTAL		550,000	530,750	19,250
LUUYA/BWA KE	PEFA WIDOWS WOMEN GROUP	50,000	53,000	(3,000)
	LWANANGA WOMEN GROUP	50,000	50,100	(100)
	WAAMINIFU SELF HELP GROUP	50,000	50,100	(100)
	INUKA B WOMEN GROUP	50,000	50,000	-
	INUKA B WOMEN GROUP	50,000	50,000	-
	MATILI WOMEN GROUP	50,000	50,000	-
	LURENDE A AMANI	50,000	47,300	2,700
	LUUYA BWAKE WOMEN GROUP	50,000	41,400	8,600
	OLELESIA B WOMEN GROUP	50,000	22,140	27,860
	JOYLAND SUPPORT GROUP N	50,000	12,500	37,500
	PAMOJA DISSABLED SELF HELP GROUP	50,000	7,100	42,900
TOTAL		550,000	433,640	116,360
CHWELE/KA BUCHAI	MUFUNGU SELF HELP GROUP	50,000	50,100	(100)
	SINOKO WIDOWS WOMEN GROUP	50,000	50,000	-
	MULIKA WOMEN GROUP	50,000	49,900	100
	BUSAKALA WIDOWS WOMEN GROUP	50,000	48,100	1,900
	NALONDO OVC SUPPORT GROUP	50,000	26,700	23,300
	KHALAYI WOMEN GROUP	50,000	24,400	25,600
	A.I.K.P.I.G SELF HELP GROUP	50,000	22,100	27,900
	CHWELE WOMEN GROUP	50,000	21,100	28,900
	KHUMUSES WOMEN GROUP	50,000	9,000	41,000
	CHWELE PEM	50,000	5,700	44,300
TOTAL		500,000	307,100	192,900
MUKUYUNI	YETA -ENGO WOMEN GROUP	50,000	53,400	(3,400)

	BUANI WOMEN GROUP	50,000	50,000	-
	MAKHONGE WILL WOMEN GROUP	50,000	50,000	-
	NGENIESIKHOSIA WOMEN GROUP	50,000	50,000	-
	MUKUYUNI UMBRELLA WOMEN GROUP	50,000	48,200	1,800
	WANAKUKU SELF HELP GROUP	50,000	46,400	3,600
	STAR BUYANYI SELF HELP GROUP	50,000	41,550	8,450
	BANANA INVESTMENT SELF HELP GROUP	50,000	39,660	10,340
	KUYWA WOMEN SPORTS GROUP	50,000	38,000	12,000
	CHEKWANDA WEOYA SUPPORING GROUP	50,000	30,800	19,200
	LIONESS AWAKEN WOMEN GROUP	50,000	5,000	45,000
TOTAL		550,000	453,010	96,990
KAMUKUYWA				
A	SUCOJUVIE MERCY WOMEN GROUP	50,000	50,000	-
	BATON WOMEN HORTICULTURE GROUP	50,000	50,000	-
	MAPELA CHRISTIAN WOMEN GROUP	50,000	50,000	-
	SIBAKALA HURUMA WOMEN GROUP	50,000	39,900	10,100
	NJABALILE HURUMA SELF HELP GROUP	50,000	34,790	15,210
	SISA WOMEN GROUP	50,000	33,600	16,400
	EVALAY SELF HELP GROUP	50,000	32,900	17,100
	UPENDO SELF HELP GROUP	50,000	28,700	21,300
	MATENDO WOMEN GROUP	50,000	16,800	33,200
	KAMUKUYWA DISSABLED WOMEN KNITTING	50,000	14,200	35,800
	NDAMBASI SELF HELP GROUP	50,000	8,400	41,600
TOTAL		550,000	359,290	190,710
MAENI	YEKHAKA WOMEN GROUP	50,000	53,250	(3,250)
	KIKWAMETI WOMEN GROUP	50,000	39,050	10,950
	LUMA WOMEN GROUP	50,000	33,670	16,330
	KAMASIELO NEEMA WOMEN GROUP	50,000	32,090	17,910
	NYANDALILA SELF HELP GROUP	50,000	29,500	20,500
	KWANGWA WELFARE SELF HELP GROUP	50,000	24,200	25,800
	WEKHAKHA WIDOWS WOMEN GROUP	50,000	19,650	30,350
	KIBISI CENTRAL WOMEN GROUP	50,000	17,500	32,500
	SIKHENDU DAIRY SELF HELP GROUP	50,000	15,050	34,950
	SANGO CULTURAL DEVELOPMENT	50,000	8,700	41,300

	NAKINA WIDOWS WOMEN GROUP	50,000	2,000	48,000
TOTAL		550,000	274,660	275,340
KIMILILI	JUBILEE WOMEN GROUP	50,000	53,150	(3,150)
	SONGA MBELE UMOJA WOMEN GROUP	50,000	50,040	(40)
	BLUE STAR WOMEN GROUP	50,000	50,000	-
	BENCHOS WOMEN GROUP	50,000	50,000	-
TOTAL		200,000	203,190	(3,190)
KIBINGEI	KANAKANA WOMEN GROUP	50,000	50,000	-
	APHIA WOMEN GROUP	50,000	50,000	-
	CHAMBARITA WOMEN GROUP	50,000	50,000	-
	PATNERS WOMEN GROUP	50,000	46,200	3,800
	REHEMA WOMEN GROUP	50,000	41,650	8,350
	MWANGAZA WOMEN GROUP	50,000	41,600	8,400
	MSAMARIA WOMEN GROUP	50,000	37,600	12,400
	SIMICHE WEYUVANIA	50,000	33,800	16,200
	PAMBAZUKO WOMEN GROUP	50,000	32,500	17,500
	MAMBOLEO WOMEN GROUP	50,000	29,000	21,000
	I.D.P.S MT.ARARAT	50,000	-	50,000
TOTAL		550,000	412,350	137,650
MATULO	SINANI BANDU SELF HELP GROUP	50,000	55,000	(5,000)
	MATULO TEMAKHO WOMEN GROUP	50,000	53,500	(3,500)
	BEROYA WOMEN GROUP	50,000	50,000	-
	MATULO A PEFA WOMEN GROUP	50,000	50,000	-
	MBEKHO WOMEN GROUP	50,000	41,000	9,000
	MALAHA JASHO WOMEN GROUP	50,000	27,300	22,700
	BETHANY SELF HELP GROUP	50,000	18,700	31,300
	TUMAINI KINESAMO WOMEN GROUP	50,000	16,700	33,300
	KIBALI SELF HELP GROUP	50,000	16,500	33,500
	GIFTED HANDS WOMEN GROUP	50,000	11,000	39,000
	MUKHUYU NEEMA SELF HELP GROUP	50,000	9,400	40,600
TOTAL		550,000	349,100	200,900
SITIKHO	MILO COMMUNITY DRIVEN DEVELOPMENT PROJECT	50,000	51,500	(1,500)
	NATECHO WOMEN GROUP	50,000	47,885	2,115
	SIKUKHA WOMEN GROUP	50,000	32,375	17,625
	MUKITE WOMEN GROUP	50,000	32,020	17,980
	KHALUMULI NORTH WIDOWS WOMEN GROUP	50,000	29,700	20,300
	SITIKHO MWANGAZA WOMEN GROUP	50,000	24,700	25,300
	TUNGELELE WOMEN GROUP	50,000	13,470	36,530
	YALUSI YOUNG WOMEN GROUP	50,000	13,000	37,000

	KABULOLO WIDOWS SELF HELP GROUP	50,000	10,700	39,300
	MUSIKHAMA EYEOYA SELF HELP GROUP	50,000	6,000	44,000
	LIGHT HOUSE SELF HELP GROUP	50,000	3,900	46,100
TOTAL		550,000	265,250	284,750
BOKOLI	LUMONYA SELF HELPGROUP	50,000	60,350	(10,350)
	NG'OLI WOMEN GROUP	50,000	56,100	(6,100)
	SEMA JOIN WOMEN GROUP	50,000	50,000	-
	BOKOLI MEDICAL WOMEN GROUP	50,000	45,000	5,000
	SAKAMI HOUSE HOLD WOMEN GROUP	50,000	44,800	5,200
	WAMBALABA SELF HELP GROUP	50,000	39,000	11,000
	REVERESIA WOMEN GROUP	50,000	37,100	12,900
	MATISI BODABODA SELF HELP GROUP	50,000	35,200	14,800
	FRIENDS SELF HELP GROUP	50,000	28,000	22,000
	KAVIBU WOMEN GROUP	50,000	16,200	33,800
	SAWA JUA KALI WOMEN GROUP	50,000	14,900	35,100
TOTAL		550,000	426,650	123,350
MISIKHU	SIRENDE WEYETA SELF HELP GROUP	50,000	46,840	3,160
	JIRANI WOMEN GROUP	50,000	31,500	18,500
	NAMUKENGE WOMEN GROUP	50,000	24,000	26,000
	MISIKHU UPENDO SELF HELP GROUP	50,000	20,450	29,550
	WAKULINDA HURUMA WOMEN	50,000	20,050	29,950
	MUMBAKO SELF HELP GROUP	50,000	20,000	30,000
	BACHUMA SIE KILO SELF HELP GROUP	50,000	18,000	32,000
	MWAMBULA ORPHAN CARE GRP	50,000	8,300	41,700
	NAMBAMI UPENDO WG	50,000	7,000	43,000
	BONANA CBO	50,000	-	50,000
	WELINDE WG	50,000	-	50,000
TOTAL		550,000	196,140	353,860
NDIVISI	DAMUKA SELF HELP GROUP	50,000	50,000	-
	NAMULEKHWA BIDII WOMEN GROUP	50,000	46,200	3,800
	MUNYITE WOMEN GROUP	50,000	44,800	5,200
	TEMA WOMEN GROUP	50,000	44,300	5,700
	WEKHAKHA JUNIOR WOMEN GROUP	50,000	38,800	11,200
	SAWA WOMEN GROUP	50,000	38,500	11,500
	MBONGI WOMEN GROUP	50,000	32,700	17,300
	SANGO WIDOWS	50,000	28,360	21,640
	OASIS MISEMWA SELF HELP GROUP	50,000	23,400	26,600

	MAJI MAZURI NEEMA WOMEN GROUP	50,000	7,900	42,100
	MAONO WG	50,000	4,200	45,800
TOTAL		550,000	359,160	190,840
MIHUU	PEACOCK RAISED WOMEN GROUP	50,000	50,000	-
	MAGEMO MITUKUYU NAMULEKHWA WOMEN GROUP	50,000	50,000	-
	VISION MITUKUYU SELF HELP GROUP	50,000	45,800	4,200
	DINDIKILA NAALAP SELF HELP GROUP	50,000	41,450	8,550
	ABACHUMA NJETE SELF HELP GROUP	50,000	37,800	12,200
	MISIMO THREE FOCUS WOMEN GROUP	50,000	33,300	16,700
	LUMINALA WOMEN GROUP	50,000	31,750	18,250
TOTAL		350,000	290,100	59,900
MARAKA	WEBUYE LOCATION MAENDELEO WOMEN GROUP	50,000	54,000	(4,000)
	MAJIRANI NANG'ENI WOMEN GROUP	50,000	53,000	(3,000)
	WEBUYE EAGLE WOMEN GROUP	50,000	52,000	(2,000)
	MARAKA WEKHONYE WOMEN GROUP	50,000	50,000	-
	LWAMA WOMEN GROUP	50,000	50,000	-
	NAMOKA WOMEN GROUP	50,000	50,000	-
	AEFWE SELF HELP GROUP	50,000	50,000	-
	WEBUYE JITEGEMEE WOMEN GROUP	50,000	35,600	14,400
	INYOKHA WOMEN GROUP	50,000	33,400	16,600
	ANNEX SINOKO B WOMEN GROUP	50,000	24,700	25,300
	WEBUYE C.H.W ACTION SELF HELP GROUP	50,000	21,330	28,670
TOAL		550,000	474,030	75,970
GRAND TOTAL		23,550,000	15,571,257	7,978,743

11 FEB 2025

COUNTY GOVERNMENT OF BUNGOMA



DEPARTMENT OF GENDER, YOUTH, CULTURE AND SPORTS *Office of the Chief Officer-Gender and Culture*

Telephone: 055-30343

Cell: 0722696411

E-mail:

County Executive Offices

P.O BOX 437

BUNGOMA

Our Ref: CG/BG/MGCYS/GA/CA/VOL.3 (128)

Date: 10th February, 2025

THE CLERK,
COUNTY ASSEMBLY OF BUNGOMA,
P.O BOX 437-50200,
BUNGOMA.

Dear Sir,

RE: CONSIDERATION OF THE WOMEN AND DISABILITY EMPOWERMENT FUND QUARTERLY REPORTS AND FINACIAL STATEMENTS

We appeared before the committee on Gender, Culture and Social Services to clarify on the membership of the groups and contact persons that benefited from the two funds.

We were further directed to provide information to help in reconciling the bank balances and the amount of loans collected. We were also directed to demonstrate efforts in the collection of the debt exercise.

We thus submit that the money collected in both the funds were spent in the fund operational costs provided in appendix I and LPO/LSO financing.

We have further written to the chief officer in the department of Public Service Management Administration and ICT (Appendix II) to deploy the ward administrators and Sub-county Gender officers in the collection exercise. The respective data for each ward is as per appendix III for both Women and Disability Funds.

Thank you.

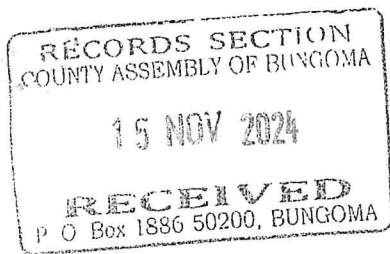
David Maling'a
Chief officer-Gender and Culture

Cc: CECM- GCYS

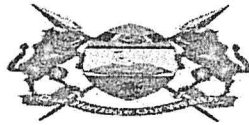
CC - Gender & Culture
T.N.A
11/2/25

LPO FINANCING STATUS

NAME OF THE COMPANY	DIRECTORS	PROCURING ENTITY	PHONE NO	DATE ISSUED	LOAN AWARDED	INTEREST	AMOUNT TO BE PAID	PAID	BALANCE
RAMON WOMEN TRADING LTD	Rukia Vilamed	Region	72475858	18/4/2017	500,000	40,000	540,000	500,000	0
EMIMART ENTERPRISES	Emily Nafula	Kibabji University	704720993	18/4/2017	320,000	25,600	345,600	50,000	295,600
BRILUS ENTERPRISES	Doroth Nelima	Bituyu sec. sch.	701615271	10/5/2017	500,000	40,000	540,000	14,000	526,000
FOCUS COMMERCIAL SERVICES	Vitulis Barasa	St. Cecilia girls	712135695	22/5/2017	450,000	36,000	486,000	-	486,000
JUDIRON SUPPLIES LTD	Judith Kitangwa	Webuye law court	726983333	12/5/2017	500,000	40,000	540,000	540,000	0
NABWA ENTERPRISES	Barasa Wabwoba	Bgm County Cooperative	722290976	19/6/2017	800,000	56,000	864,000	560,000	296,000
JUDIRON SUPPLIES LTD	Judith Kitangwa	Sinoko Sec. Sch.	726983333	30/10/2017	600,000	48,000	648,000	90,000	558,000
DNEELY VENTURES	Doroth Wafula	St. Peters Nakalira Sec.	701615271	10/1/2018	395,000	31,600	426,600	10,000	416,600
EDWIFF CLEANING AND-SANITATION	Wensela kisielo	Webuye County	710857879	10/1/2018	50,000	4,000	54,000	2,000	52,000
LUSON COMPANY	Janie chemosong	county deprt of water	715197162	6/8/2020	450,000	31,500	481,500	-	481,500
				TOTAL	4,565,000	352,700	4,442,200	1,816,000	3,111,700



COUNTY GOVERNMENT OF BUNGOMA



COUNTY GOVERNMENT OF BUNGOMA
RECEIVED

14 NOV 2024

OFFICE OF THE COUNTY
SECRETARY

DEPARTMENT OF GENDER, CULTURE, YOUTH AND SPORTS

Office of the Chief Officer Gender and Culture.

Telephone: 0722696411

County Executive Offices
Opp. Governor's Office 4th Flr
P.O BOX 437 - 50200

BUNGOMA

Our Ref: CG/BGM/GCYS/CS/VOL.11/79


Dated: 29th October, 2024

The clerk
County assembly
County government of Bungoma.
BUNGOMA

Thro'

The County Secretary/Head of Public Service
County Government of Bungoma
P.O.Box 437- 50200
BUNGOMA

Dear Sir,



① DCL
7.10.24
Gomath
15/11/24
② CC - Gender & Culture
7.11.24
for DCL
18/11/24
CS


**Subject: Consideration of the Women and Disability Empowerment Funds
Quarterly and Financial Statement Reports**

Attached is the report that provides further insight into the operations and statutory compliance of both the Women's Empowerment Fund and the Persons with Disabilities Empowerment Fund. This report is submitted for consideration by the Gender and Social Welfare Committee, as requested.

Thank you

David Chemayiek
Chief officer-gender and Culture.

cc: CECM- Gender, Culture, Youth and Sports



Financial year	Total allocation	Total releases	Total disbursement		Collections	Outstanding loans
			471 Group loans	LPO/LSO financing		
FY2013/2014	60,000,000	19,000,000	0	0	0	0
FY2014/2015	45,000,000	25,000,000	17,000,000	0	0	0
FY2015/2016	55,000,000	0	5,300,000	0	13154100	9,145,900
FY2016/2017	25,000,000	0	1,250,000	3,239,300	2,016,897	11618303
FY 2017/2018	25,000,000	0	0	1,500,000	228370	13,118,303
FY 2018/2019	12,500,00	0	0	560,700	0	13,679,003
FY 2019/2020	0	0	0	0	0	13,679,003
FY 2020/2021	0	0	0	450,000	0	14,029,003
FY 2021/2022	0	0	0	0	0	
FY 2022/2023	4,000,000	0	0	0	0	
FY 2023/2024	20,500,000	0	0	0	0	
FY 2024/2025	5,000,000	0	0	0	0	
SUB-TOTAL	239,512,500	44,000,000	23,550,000	5,750,000	15,300,000	13,900,633
INTEREST RETAINED AND EARNED			29,300,000		99,367	128,370
TOTAL					15,399,367	14,029,003

18K

20M

WOMEN EMPOWERMENT FUND.

1). Total allocation for the fund in 2022/2023.

The fund was allocated kshs, 4000, 000- (Attached is the ifmis print-out budget to show the allocation)

2). Why there are two bank accounts for each fund?

Each fund must maintain two accounts for internal control, as directed by the finance department and outlined in a county circular. One account is designated for the recovery of loans, while the other account is for operational expenses. The primary objective is that any withdrawal from the operations account requires prior approval, and no withdrawals are permitted from the collections account. All funds collected in the collections account must be transferred to the operations account before any spending occurs.

Bank	Branch	Account name	Account No	Purpose
Coop Bank	Bungoma	Bungoma county Women empowerment fund	co-op-01141536727201	Operation
Coop Bank	Bungoma	Bungoma county Women empowerment fund	co-op-01141536727200	Collection

✓ 3). whether the fund has been submitting reports to auditor general as required by PFM Act, 2012.

The fund has diligently adhered to all statutory obligations, ensuring full compliance with the relevant regulations and laws. We have submitted our annual financial reports, as required by law, which provide a comprehensive overview of our financial performance and operations. Section 116, 119, 167 and 168 of the Act. (Login into OAG website on uploaded fund reports)

4). Evidence of recoverability of loans advanced to beneficiaries dating way back to 2014/2015. The table below shows how the loan recover performance.

PERSONS LIVING WITH DISABILITIES EMPOWERMENT FUND.

- 1) Evidence on how the total release of kshs, 7,535,256 in the financial year 2015/2016 was disbursed.

After the release of kshs, 7,535,256 it was agreed for equity through the committee of gender and social welfare, each ward was to receive equal amount that is each ward was to receive kshs, 150,000. 3% provision for administration was Kshs 226,057.60, the balance of kshs, 7,309,198.40 to be development allocation. Table explanation

The total release (kshs)	recurrent expenditure (kshs)	capital expenditure (kshs)	each ward allocation (kshs)	The launch (kshs)	Total (kshs)
7,535,256	226057.68	7309198.32	150,000	785,250	7,535,250
			total ward allocation was Kshs 6,750,000		

- 2) The exact allocation to the fund in the financial year 2022/2023 and grant total figure allocated.

The fund was allocated kshs, 3000,000

The grant figure so far allocated to the program is kshs 91,437,614.95

- 3) Whether the fund has been submitting reports to the auditor general as required by PFM Act 2012.

The fund has diligently adhered to all statutory obligations, ensuring full compliance with the relevant regulations and laws. We have submitted our annual financial reports, as required by law, which provide a comprehensive overview of our financial performance and operations. Section 116, 119, 167 and 168 of the Act.

4) Evidence of recoverability of loans advanced to beneficiaries dating way back to 2015/2016.

Fund	Total allocation	Total releases	Total disbursed	Groups benefited	Grants	Collections	Outstanding loans
BUCODEF	91,437,614	7,535,256	6,250,000	125 groups	0	1,438,343	4,811,657

INTRODUCTION

The funds are operationalised under the existing policy and regulations which establish:

- ✓ Operational framework
- ✓ administrative structures
- ✓ compliance aspects
- ✓ loan schedules
- ✓ access to the loan
- ✓ loan products being
 - i. Group loans
 - ii. L.P.O financing
 - iii. Asset financing

Types of group loans

- Start-up Seed money at a flat rate figure given as a baseline to determine future loans
- Daraja loans
- Amkeni loans

Operationalising the Fund: Procedures and Structures

- ✓ Preparations of regulations
- ✓ Setting up administrative structures
- ✓ Ward committee (45)
- ✓ Fund committee
- ✓ Fund secretariat
- ✓ Fund manager /CEO
- ✓ 45 ambassadors in the 45 wards for each fund totalling to 90 fund ambassadors
- ✓ Recruitment of the fund officials, applications, vetting, interviews and recruitment
- ✓ Competitive advertisement of the fund manager
- ✓ Induction for the teams for 1 week in Kitale including ambassadors, secretariat, ward committee
- ✓ Acquisition of the application forms
- ✓ Disbursement of 25m for ward loans
 - The initial 25m was sub divided to the 45 wards with each ward getting ksh. 550,000 per and ksh. 50,000 per group.
 - Advertisement for the loans was done and the process was localised at the wards.
 - Wards committees chaired by the ward administrators vetted the applicants and awarded successful applicants at the ward
 - All groups that applied were vetted, approved and awarded
 - Some wards failed to raise the maximum 11 groups

Challenges

- ✓ the money recovered was paid as salaries and stipends to the 90 fund ambassadors, manager and the fund secretariat at the rate of ksh8,000 per month for ambassadors and secretariat, ksh. 108,000 for the manager all for 28 months eating into the seed capital.
- ✓ Political interference and misinformation regarding the purpose of the loans which led to non-compliance
- ✓ Weak regulations which affected the recovery of loans

- ✓ Stiff treasury conditions making it difficult to access the funds allocated in 2022-2023 and 2023-2024 FY funds i.e., the treasury directed that all fund operational accounts be opened at the central bank and that treasury shall not disburse further funds owing to the outstanding loan balances.

So therefore, and following the history stated above, we provide the summary of the groups' names, contacts of the officials, amounts awarded, the outstanding amounts and LPO/LSO status report and the recovery strategy of the 25million advanced to the groups.


Appendix 001

PAYMENT VOUCHERS				
NO	DATE	VOUCHER NO	PROGRAM	AMOUNT
1.	27/4/2015	156	Fund ambassadors allowances (45 ambassadors)-march 2015 Secretarial allowances-2 interns-march 2015 CEOs salary- march 2015	430,500
2.	27/4/2015	155	Fund ambassadors allowances (45 ambassadors)-April 2015 Secretarial allowances-2 interns-April 2015 CEOs salary- April 2015	430,500
3.	7/10/2015	010	Payment of allowances for fund ambassadors and recovery team for the month of July and August 2016	1,424,000
4.	15/01/2016	006	Payment for the ambassadors and unit members allowances and stipend for the month of September & October 2015	720,000
5.	26/1/2016	012	Payment for fund ambassadors allowances for the month of November and December and a small budget for the zero draft document for fund strategic plan	769,070
6.	15/02/2016	025	Payment for the ambassadors and unit members allowances and stipend for the month of May and June 2015	720,000
7.	6/3/2016	019	Payment of allowances for fund ambassadors for the month of January and February 2016	688,000
8.	25/5/2016	023	Surrender for money used to pay fund ambassadors (women) allowances for the month of march and April 2016	688,000
9.	30/6/2016	031	Payment for fund ambassadors salaries and allowances for the month of may 2016	388,000
10.	20/9/2016	001	Payment of allowances for fund ambassadors for the month of July 2016	360,000
11.	11/11/2016	008	Surrender for the money spend on fund ambassadors stipend	410,000

			for the month of august and September 2016	
12.	25/01/2017	013	Office imprest used for office operation	50,000
13.	10/3/2017	016	Facilitation of extra ordinary committee meeting during handing over of chief officer/chairperson	83,000
14.	14/04/2017	019	Facilitation of FY2016/17 third quarter committee meeting held on 11 th April 2017 in line with Bungoma County Women and Youth Empowerment regulations	79,250
15.	19/4/2017	013	Committee meeting April 2017	75,750
16.	20/04/2017	018	Facilitation of a two day report writing retreat at KIE after completion of monitoring and evaluation exercise in all 45 wards in Bungoma county	49,000
17.	06/5/2017	019	Facilitation of taskforce reviewing women and PWDs Empowerment Fund regulations	500,500
18.	17/5/2017	023	Women sensitization program	350,000
19.	26/6/2017		Harmonization of fund regulations	99,800
20.	26/6/2017	026	Budget interrogation at Kisumu	49,600
21.	27/6/2017	024	Payment of allowances for fund ambassadors for the month of December 2016 and January 2017	816,000
22.	20/7/2017	025	Annual report writing July 2017	200,000
23.	5/9/2017		Taskforce allowances for reviewing of women and youth fund	580,000
24.	9/11/2017	012	Office operation for March 2018	50,000
25.	10/11/2017	012	Surrender for the money spend on office imprest for the month of November 2017	50,000
26.	07/12/2017	002	Payment of allowances for fund ambassadors and recovery team for the month of October and November 2016,	925,000

27.	20/12/2017	013	Monitoring and evaluation exercise to assess the general performance of empowerment funds (BUCOYEF/BUCODEF/BUCOWEF)	806,500
28.	2/1/2018	010	Office operation October 2018	40,000
29.	05/01/2018	011	Surrender of office operations for the month of January 2018	40,000
30.	17/5/2018	018	Training of sub county gender officers to take over from fund ambassadors 2018	219,000
31.	15/4/2018	013	Surrender for the money spend on facilitation of 3 rd quarter committee meeting for FY 2017/18	82,800
32.	31/08/2018	017	Amount spend on field visits to follow up loans on LPO financing	55,000
33.	13/9/2018	036	Facilitation of annual financial report writing for BUCODEF/BUCOWEF/BUCOYEF	99,000
34.	15/9/2018	015	Surrender for the money spend on 4 th quarter fund committee meeting for FY2017/18 (surrender)	94,000
Grand total expenditure				12,422,270

1 APPENDIX



DISABILITY EMPOWERMENT FUND				
REPAYMENT STATUS AS JUNE 2023				
WARD	GROUP NAME	LOAN AWARDED	AMOUNT REPAID	LOAN BALANCE
TOWNSHIP	COMMON GOAL PWD GROUP	50,000	-	50,000
	DISABILITY EMPOWERMENT NETWORK CBO	50,000	-	50,000
	CHILILILA DISABLED GROUP	50,000	-	50,000
TOTAL		150,000	-	150,000
KHALABA	SWEET DREAM PWD	50,000	4,750	45,250
	WISDOM PWD GROUP	50,000	4,500	45,500
	BAKHONYA CHALLENGED SHG	50,000	-	50,000
TOTAL		150,000	9,250	140,750
EAST SANG'ALO	SIKALAME DISABLED GROUP	50,000	13,500	36,500
	DOROFU WALEMAVU SHG	50,000	6,000	44,000
	MECHIMERU DISABLED SHG	50,000	3,100	46,900
TOTAL		150,000	22,600	127,400
WEST SANG'ALO	MITTLE STAR PWD	50,000	31,000	19,000
	SANG'ALO BLIND SHG	50,000	21,000	29,000
	RONAKA PWD GROUP	50,000	15,500	34,500
TOTAL		150,000	67,500	82,500
BUKEMBE EAST	TEMBELELA PWD	50,000	14,600	35,400
	KONGOLI SUB-LOCATION PWD	50,000	1,900	48,100
	MULENIA PWD SHG	50,000	-	50,000
TOTAL		150,000	16,500	133,500
BUKEMBE WEST	KITALE NEEDY CHILDREN PWD	50,000	11,500	38,500
	BUKEMBE WEST PWD SHG	50,000	500	49,500
	CHENG'WALI PWD SHG	50,000	-	50,000
TOTAL		150,000	12,000	138,000
MUSIKOMA	SHALOM YOUNG ACHIEVERS SHG	50,000	-	50,000
	VISION DISABLED WELFARE PWD	50,000	-	50,000
	SAMONGA DISABLED GROUP	50,000	-	50,000
TOTAL		150,000	-	150,000
MARAKARU/TUUTI	KIBABI LOCATION DISABLED	50,000	5,000	45,000
	ARISE PWD SHG	50,000	-	50,000
	MARAKARU D SHG	50,000	-	50,000
TOTAL		150,000	5,000	145,000
MTAKALO	NJETE DISABLED SHG	50,000	25,000	25,000
	MUMBOKA DISABLED SHG	50,000	12,200	37,800
	PEACE ACADEMY MTAKALO	50,000	2,700	47,300
TOTAL		150,000	39,900	110,100
MILIMA	PEACE ACADEMY MTAKALO	50,000	-	50,000
	NJETE DISABLED SHG	50,000	-	50,000
	MUMBOKA DISABLED SHG	50,000	-	50,000

TOTAL		150,000	17,200	132,800
KIMILILI	MESO DISABILITY SHG	50,000	28,220	21,780
	CHELEKEI DISABLED SUPPORT SHG	50,000	19,100	30,900
TOTAL		100,000	47,320	52,680
KAMUKUYWA	KAMUKUYWA PWD	50,000	-	50,000
	ELISHESTER SHG	50,000	-	50,000
TOTAL		100,000	-	100,000
MAENI	KIBISI DISABLED GROUP	50,000	7,150	42,850
	KUB KIMILILI SHG	50,000	3,070	46,930
	KAMASIELO PHISICALLY CHALLENGED	50,000	-	50,000
TOTAL		150,000	10,220	139,780
MUKUYUNI	SIKULU PWD SHG	50,000	21,620	28,380
	MWANGAZA CHWELE SUPPORT GRP <KHB>	50,000	9,750	40,250
	SICHEI PWD SHG	50,000	-	50,000
TOTAL		150,000	31,370	118,630
CHWELE/KABUCHAI	KHWICHE ALALA DISABLED SHG	50,000	12,715	37,285
	FAITH DISABLED SHG	50,000	6,500	43,500
	SMILE UP <MUNAMUNA> DISABLED SHG	50,000	6,200	43,800
TOTAL		150,000	25,415	124,585
WEST NALONDO	MWENDA POLE SHG	50,000	5,200	44,800
	YETANA DISABLED SHG	50,000	-	50,000
		50,000	-	50,000
TOTAL		150,000	5,200	144,800
LUUYA/BWAKE	KHACHONGE DISABLED SHG	50,000	20,600	29,400
	LUMIKHALWA DISABLED SHG	50,000	6,000	44,000
TOTAL		100,000	26,600	73,400
KAPKATENY	KAA YEENET VULNERABLE GROUP	50,000	18,800	31,200
	KOPSIRO TUMAINI DISABLED	50,000	8,400	41,600
	CHEPTER VULNERABLE IRR SCH	50,000	-	50,000
TOTAL		150,000	27,200	122,800
CHEPYUK	KORNGOTONY KIPAKENGE SHG	50,000	20,000	30,000
	MWANGASA DISABLED SHG	50,000	-	50,000
	TOLOOSHEET DISABLED SHG	50,000	-	50,000
TOTAL		150,000	20,000	130,000
KAPTAMA	CHESITO DISABLED GROUP	50,000	8,400	41,600
	TOUNEET DISABLED GROUP	50,000	4,500	45,500
	VUMILIA GROUP OF DISABLED SHG	50,000	-	50,000
TOTAL		150,000	12,900	137,100
CHEPTAIS	PHYSICALLY CHALLENGED SHG	50,000	2,970	47,030
	CHEPTAIS DISABLED GROUP	50,000	2,300	47,700
	NGACHI PWD SHG	50,000	2,200	47,800

TOTAL		150,000	7,470	142,530
ELGON	KOSHOK DISABLED SHG	50,000	10,100	39,900
	MT ELGON GROUP	50,000	4,200	45,800
	SAMBOCHO KIPSONGOCH DISABLED	50,000	-	50,000
TOTAL		150,000	14,300	135,700
CHESIKAKI	KAPKURONGO EXPOSED	50,000	16,000	34,000
	MT ELGON CHESIKAKI	50,000	4,200	45,800
	TOROSO DISABLED GROUP	50,000	2,500	47,500
TOTAL		150,000	22,700	127,300
MALAKISI/KULISIRU	MALAKISI MWANGAZA DISABLED GROUP	50,000	22,200	27,800
	NEHEMA DISABLED SIRISIA	50,000	-	50,000
	SIRISIA DIVISION DISABLED SHG	50,000	-	50,000
TOTAL		150,000	22,200	127,800
NAMWELA	TOLOSO DISABLED SHG	50,000	20,800	29,200
	MUTONYI DISABLED SHG	50,000	20,300	29,700
TOTAL		100,000	41,100	58,900
LWANDANYI	MAYEKWA DISABLED SHG	50,000	-	50,000
	SITABICHA VULNERABLE	50,000	-	50,000
TOTAL		100,000	-	100,000
BUMULA	KIMATUNI SUB-LOCATION PWD	50,000	20,750	29,250
	JOINT DISABLED SHG	50,000	-	50,000
	LUNAO DISABILITY SHG	50,000	-	50,000
TOTAL		150,000	20,750	129,250
KIMAETI	WAVUMILIVU PWD	50,000	7,000	43,000
	JENGA MAWAZO PWD	50,000	5,000	45,000
	NAPARA PWD	50,000	-	50,000
TOTAL		150,000	12,000	138,000
WEST BUKUSU	KIBUKE WARD PWD	50,000	11,270	38,730
TOTAL		50,000	11,270	38,730
SOUTH BUKUSU	KIMATUNI DISABLED WOMEN GROUP	50,000	25,300	24,700
	LUMBOKA PWD WOMEN GROUP	50,000	-	50,000
TOTAL		100,000	25,300	74,700
KABULA	BRIGHT STAR	50,000	9,500	40,500
	WATOYA PWD SHG	50,000	5,000	45,000
	SAMICHI BIDII DISABILITY	50,000	2,650	47,350
TOTAL		150,000	17,150	132,850
KHASOKO	NABUKHAMBIA PWD GROUP	50,000	5,350	44,650
	MUNGORE SUB-LOCATION SHG	50,000	3,350	46,650
	KHASOKO SUB-LOCATION PWD GROUP	50,000	2,000	48,000
TOTAL		150,000	10,700	139,300
SIBOTI	WEBANANIA DISABLED GROUP	50,000	6,000	44,000
	MILUKI BIDII DISABLED GROUP	50,000	4,000	46,000

TOTAL		100,000	10,000	90,000
GRAND TOTAL		6,250,000	839,585	5,410,415

6,100,000 7,650,65 5,229,835